

# 60cm 5 Function Oven

## Minute Minder Timer



---

### FEATURES






5 Functions (inc. Fan-forced),  
80L gross capacity, Touch control timer,  
Contemporary black glass design,  
Cavity cooling system, Aluminium slimline handle

# Congratulations on your new InAlto 60cm 5 Function Oven

## BEFORE USING YOUR OVEN FOR THE FIRST TIME

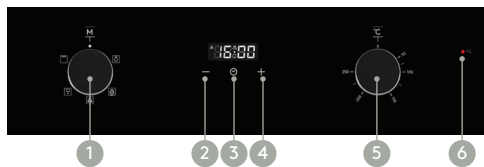
- Before using this appliance read this manual, taking special note of the 'Safety Instructions' section.
- Ensure that all packaging materials are removed from the appliance.
- To remove the new oven smell, heat up the oven when it is empty and closed. 90 minutes with convection at 250°C is ideal.

## START COOKING AS AN OVEN

-  **Oven Light:** Observe the progress of cooking without opening the door.
-  **Defrost:** Circulates room temperature air allowing faster defrosting without the use of any heat.
-  **Grill:** For normal grilling, utilising the inner grill element, which directs heat downwards onto the food.
-  **Grill & Fan:** Suitable for grilling large amount of cooking.
-  **Convection:** Heat from the rear heating element circulated around the cavity by the fan. This results in a faster and more economical cooking process also allowing food to be cooked simultaneously on different shelves.

## YOUR INALTO OVEN

1. Function Mode Knob
2. Decrease Timer Control
3. Timer Function
4. Increase Timer Control
5. Temperature Knob (°C)
6. Preheat Indicator



Refer to your *User Manual Pages 8–10* for detailed operation instructions.

## DETAILS

Dimensions (W, D, H mm): 595 x 575 x 595  
Warranty: 3 Years (2 + 1 on registration)

## SUPPORT

Telephone: 1300 11 4357  
Email: support@residentiagroup.com.au