

90cm Freestanding Dual Fuel Cooker












FEATURES

9 functions, 121L oven capacity,
Italian made Sabaf burners, Rotisserie,
Triple glazed door, Digital LED timer,
Twin fans for quick pre-heat

Congratulations on your new InAlto 90cm Freestanding Dual Fuel Cooker!

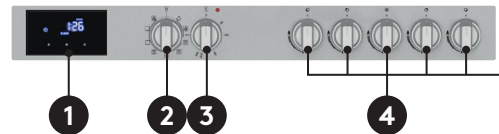
OVEN MODES EXPLAINED

-  **Light:** This turns on the two oven cavity lamps.
-  **Bake (Conventional):** Heat from both the upper and lower elements is used to prepare your food.
-  **Fan Forced:** This uses the central rear heating element and fan to distribute heat evenly.
-  **Fan Bake:** This uses the upper and lower elements and fan to distribute heat evenly for multiple dishes at once.
-  **Fan Grill:** Fan combined with the upper element and grill element.
-  **Grill:** Upper grill heating element.
-  **Full Grill:** Powerful upper grilling using both grill elements.
-  **Lower Element:** Heat from only the lower element, perfect for a range of pastry dishes.
-  **Defrost:** The oven fan circulates the air at room temperature, enabling you to quickly defrost food.

DETAILS

Size (W, D, H mm): 895 × 595 × 858–918
Warranty: 2 Years

THE CONTROL PANEL



- 1 Programmable Timer**
Use these controls to set a timer, cooking duration, or adjust the clock.
- 2 Mode Selector**
Use this knob control to select the type of oven cooking mode.
- 3 Temperature Controls**
Temperature Controls: Use this control to select a temperature between 60°C and Max.
- 4 Cooktop Zone Controls**
Use these knobs to control the corresponding indicative burner areas.

INSTALLATION

- Please refer to pages 4–6 of the user manual for important safety instructions.
- For a complete installation guide, refer to the Installation Instructions in the user manual pages 21–29.

SUPPORT

Telephone: 1300 11 4357
Email: support@residentiagroup.com.au